

BID FORM

Centennial School District
Administration Building
433 Centennial Road
Warminster, PA 18974

March 27, 2012

Gentlemen:

We propose to furnish to you the following vehicle according to your specifications of March 2012 at the following price:

Chassis, Model No.	<u>F3H, F350</u>	<u>Base Bid</u>
Manufactured By:	<u>FORD</u>	
Body/Model No.:	<u>READING US108ADW</u>	
Manufactured by:	<u>READING</u>	\$ <u>45,799.00</u>

We guarantee delivery of vehicles on or before June 8, 2012. YES NO

We guarantee bid price will remain firm for a period of 60 days from bid opening date. YES NO

Detailed specifications for chassis and body are enclosed. YES NO

Bid Bond in the amount of 10% enclosed. YES NO

Non-Collusion Affidavit is signed and endorsed. YES NO

Exceptions to specifications, if any: * DELIVERY BASED ON MANUFACTURERS

PRODUCTION SCHEDULE AT TIME OF ORDER.

* STANDARD DIESEL POWERTRAIN WARRANTY 5 YR / 100,000 MILES.

[Signature]
Authorized Signature

WINNER FORD
Firm

250 BEALIN RD CHERRY HILLS, NJ 08034
Address

(856) 427-2792 (856) 428-4718
Phone Number Fax Number

INDIRA.HUSCHAK@WINNERFORD.COM
Email

3/26/12
Date

Prepared For:

Prepared By:

Mike Drahuschak
Winner Ford
250 Haddonfield-Berlin Road
Cherry Hill, New Jersey, 08034
Phone: (856) 427-2792
Fax: (856) 428-4718



Vehicle Profile

2012 Ford F-350 Chassis

4x4 SD Regular Cab 141" WB DRW XL (F3H)

Powertrain

Powerstroke 6.7L V-8 OHV direct diesel injection 32 valve intercooled turbo diesel engine * 200 amp HD alternator * 750 amp (total) 78 amp hours (Ah) (total) battery dual batteries with run down protection * 6-speed electronic SelectShift automatic transmission with overdrive, lock-up, driver selection * Part-time four-wheel drive with manual transfer case shift, manual locking hubs * Limited slip differential, driveline traction control * 4.10 axle ratio * Stainless steel exhaust

Steering and Suspension

Hydraulic power-assist re-circulating ball steering * 4-wheel disc brakes with front and rear vented discs * Firm ride suspension * Mono-beam non-independent front suspension * Front anti-roll bar * HD front coil springs * HD front shocks * Rigid rear axle * Rear leaf suspension * Rear anti-roll bar * HD rear leaf springs * HD rear shocks * Front and rear 17.0" x 6.50" argent steel wheels * LT245/75SR17.0 BSW AT front and rear tires * Outside rear mounted full-size steel spare wheel

Safety

4-wheel anti-lock braking system * Dual airbags, passenger side front-impact cancellable airbag, seat mounted driver and passenger side-impact airbags, curtain 1st row overhead airbag * Front height adjustable seatbelts

Comfort and Convenience

Air conditioning * AM/FM stereo, clock, seek-scan, in-dash mounted single CD, MP3 decoder, 4 speakers, fixed antenna * 2 12V DC power outlets * Analog instrumentation display includes tachometer, oil pressure gauge, engine temperature gauge, turbo/supercharger boost gauge, transmission fluid temp gauge, engine hour meter, exterior temp, systems monitor, trip odometer * Warning indicators include oil pressure, engine temperature, battery, lights on, key, low fuel, door ajar, service interval, brake fluid * Steering wheel with tilt and telescopic adjustment * Manual front windows with light tint * Variable intermittent front windshield wipers * Passenger side vanity mirror * Day-night rearview mirror * Interior lights include dome light with fade, front reading lights * Glove box, front cupholder, instrument panel bin * Upfitter switches

Seating and Interior

Seating capacity of 3 * 40-20-40 split-bench front seat with adjustable head restraints, center armrest with storage * 4-way adjustable driver seat includes lumbar support * 4-way adjustable passenger seat * Cloth faced front seats with carpet back material * Full cloth headliner, full vinyl/rubber floor covering, plastic/rubber gear shift knob, chrome interior accents

Exterior Features

Side impact beams, front license plate bracket, fully galvanized steel body material * Black side window moldings, black front windshield molding * Black door handles * Black grille * 2 doors * Trailer harness * Driver and passenger manual black folding manual extendable trailer outside mirrors * Front black bumper with front tow hooks * Aero-composite halogen headlamps * Additional exterior lights include cab clearance lights, underhood light *

Prices and content availability as shown, are subject to change and should be treated as estimates only. Actual base vehicle, package and option pricing may vary from this estimate because of special local pricing, availability or pricing adjustments not reflected in the dealer's computer system. See salesperson for the most current information. Reference CT05208588 11/14/2011

Vehicle Profile Continued

Prepared By: Mike Drahuschak
Dealership: Winner Ford

Exterior Features (Continued)

Clearcoat monotone paint * Snow plow provision

Warranty

Basic	36 month/36,000 miles	Powertrain	60 month/60,000 miles
Corrosion Perforation	60 month/unlimited mileage	Roadside Assistance	60 month/60,000 miles
Diesel Engine	60 month/100,000 miles		

Dimensions and Capacities

Output	300 hp @ 2,800 rpm	Torque	660 lb.-ft. @ 1,600 rpm
1st gear ratio	3.974	2nd gear ratio	2.318
3rd gear ratio	1.516	4th gear ratio	1.149
5th gear ratio	0.858	6th gear ratio	0.674
Reverse gear ratio	3.128	Curb weight	7,280 lbs.
GVWR	13,300 lbs.	Front GAWR	6,000 lbs.
Rear GAWR Weight	9,750 lbs.	Payload	6,141 lbs.
Front curb weight	4,365 lbs.	Rear curb weight	2,915 lbs.
Front axle capacity	6,000 lbs.	Rear axle capacity	9,750 lbs.
Front spring rating	6,000 lbs.	Rear spring rating	9,750 lbs.
Front tire/wheel capacity	5,820 lbs.	Rear tire/wheel capacity	11,640 lbs.
Towing capacity	15,000 lbs.	5th-wheel towing capacity	16,100 lbs.
Front legroom	41.1 "	Front headroom	40.7 "
Front hiproom	67.6 "	Front shoulder room	68.0 "
Passenger area volume	65.9 cu.ft.	Length	226.5 "
Body width	92.2 "	Body height	80.3 "
Wheelbase	141.0 "	Cab to axle	60.0 "
Axle to end of frame	47.6 "	Front tread	68.3 "
Rear tread	71.1 "	Turning radius	23.7 '
Fuel tank	40.0 gal.		

Prices and content availability as shown, are subject to change and should be treated as estimates only. Actual base vehicle, package and option pricing may vary from this estimate because of special local pricing, availability or pricing adjustments not reflected in the dealer's computer system. See salesperson for the most current information. Reference CT05208588 11/14/2011

Prepared For:

Prepared By:

Mike Drahuschak
Winner Ford
250 Haddonfield-Berlin Road
Cherry Hill, New Jersey, 08034
Phone: (856) 427-2792
Fax: (856) 428-4718



Selected Options

2012 Ford F-350 Chassis

4x4 SD Regular Cab 141" WB DRW XL (F3H)

Vehicle Snapshot

Engine: 6.7L OHV Power Stroke Diesel V8 (B20)
Transmission: TorqShift 6-Speed Auto w/OD (6.7L)
Rear Axle Ratio: Limited Slip w/4.10
GVWR: 13,300 lb Payload Package

Code	Description	Class	MSRP
F3H	Base Vehicle Price (F3H)	STD	32,535.00
Packages			
640A	Order Code 640A <i>(996) Engine: 6.2L 2-Valve SOHC EFI NA V8 (Flex-Fuel) : E-85. Includes engine idle meter.; (44P) Transmission: TorqShift 6-Speed Automatic w/OD : Includes SelectShift, range select and tow/haul feature.; (X37) 3.73 Axle Ratio; (STDGV) GVWR: 13,300 lb Payload Package; (TBK) Tires: LT245/75Rx17E BSW AS (6); (64K) Wheels: 17" Argent Painted Steel (6) : Hub covers and center ornaments not included.; (A) HD Vinyl 40/20/40 Split Bench Seat : Includes center armrest, cupholder and storage.; (587) Radio: AM/FM Stereo w/Digital Clock : Includes 2 speakers.</i>	OPT	N/C
Powertrain			
99T	Engine: 6.7L OHV Power Stroke Diesel V8 (B20) <i>Dual 78-AH 750 CCA Batteries; 200 Amp Extra Heavy Duty Alternator. Includes Diesel Emission Fluid (DEF) system, engine exhaust braking and clean idle decal. Torque: 660 ft.lbs. @ 1600 rpm.</i>	OPT	7,960.00
44W	Transmission: TorqShift 6-Speed Auto w/OD (6.7L) <i>Includes SelectShift, range select and tow/haul feature.</i>	OPT	N/C
X4N	Limited Slip w/4.10 Axle Ratio	OPT	350.00
STDGV	GVWR: 13,300 lb Payload Package	INC	Included
Wheels & Tires			
TBM	Tires: LT245/75Rx17E BSW AT (6)	OPT	125.00
64K	Wheels: 17" Argent Painted Steel (6) <i>Hub covers and center ornaments not included.</i>	INC	Included
512	Spare Tire & Wheels	OPT	350.00

Prices and content availability as shown, are subject to change and should be treated as estimates only. Actual base vehicle, package and option pricing may vary from this estimate because of special local pricing, availability or pricing adjustments not reflected in the dealer's computer system. See salesperson for the most current information. Reference CT05208588 11/14/2011

Printed on March 26, 2012 at 15:54

Price Level: 225

QuoteID: <None>

Page 3

Selected Options Continued

Prepared By: Mike Drahuschak
Dealership: Winner Ford

Code	Description	Class	MSRP
	<i>(61J) 4-Ton Hydraulic Jack. Excludes carrier. REQUIRED in Rhode Island.</i>		
Seats & Seat Trim			
1	Cloth 40/20/40 Split Bench Seat	OPT	100.00
Other Options			
PAINT	Monotone Paint Application	STD	N/C
141WB	141" Wheelbase/60" Cab to Axle	STD	N/C
61J	4-Ton Hydraulic Jack <i>REQUIRED in Rhode Island.</i>	INC	Included
473	Snow Plow Prep Package <i>Extra Heavy-Duty Alternator. Includes pre-selected springs (see Order Guide Supplemental Reference for springs/FGAWR of specific vehicle configurations). NOTE 1: Restrictions apply; see Supplemental Reference or Body Builders Layout Book for details. NOTE 2: Also allows for the attachment of a winch.</i>	OPT	85.00
585	Radio: AM/FM Stereo/Single CD/MP3 Player (Fleet) <i>Includes digital clock, 4 speakers and auxiliary audio input jack.</i>	OPT	275.00
Interior Colors For : Primary w/XL (reg)			
1S	Steel	OPT	N/C
Primary Colors For : Primary w/XL (reg)			
Z1	Oxford White	OPT	N/C
Vehicle Subtotal			\$41,780.00
Fuel Charge			\$0.00
Destination			\$995.00
Vehicle Subtotal (including Destination)			\$42,775.00

Prices and content availability as shown, are subject to change and should be treated as estimates only. Actual base vehicle, package and option pricing may vary from this estimate because of special local pricing, availability or pricing adjustments not reflected in the dealer's computer system. See salesperson for the most current information. Reference CT05208588 11/14/2011

STANDARD BODIES – DUAL WHEEL

Models

Model Number	Approx. Weight		Chassis	Cab-to-axle
	Steel	Alum.		
98-DW▲	1353#	744#	Dual rear wheels	56"
LP98-DW▲	1293#	711#	Dual rear wheels	56"
U108-DW▲	1359#	747#	Dual rear wheels	60"
ULP108-DW▲	1299#	714#	Dual rear wheels	60"
U1086-DW	1304#	717#	Dual rear wheels	60"
ULP1086-DW	1249#	687#	Dual rear wheels	60"

▲ Equipped with spring shackle offsets (see diagram at right). Contact your Reading distributor for dimensions of offsets.

Body Dimensions

Model Number	A	B	C	J	K	L	M
98-DW & LP98-DW	93"	50"	21½"	28"	48"	22"	98"
U108-DW & ULP108-DW	93"	50"	21½"	34¾"	47"	26¼"	108"
U1086-DW & ULP1086-DW	93"	60"	16½"	34¾"	47"	26¼"	108"

Approx. Compartment Clear Door Openings

Model Number	E	F	G	H	I
98-DW	22½"x35¼"	46½"x14"	16½"x35¼"	66½"x14"	16½"x18½"
LP98-DW	22½"x30¼"	46½"x9"	16½"x30¼"	66½"x9"	16½"x18½"
U108-DW & U1086-DW	29¼"x35¼"	45½"x14"	20¼"x35¼"	69¾"x14"	20¼"x18½"
ULP108-DW & ULP1086-DW	29¼"x30¼"	45½"x9"	20¼"x30¼"	69¾"x9"	20¼"x18½"

Standard shelf and divider equipment

All shelves removable, all dividers removable and adjustable. Dividers interchangeable on most shelves. (8) shelves: 78, 98, & 108 models. (6) shelves: LP78, LP98, & LP108 models. (32) dividers: 78 & 98 models. (40) dividers: 108 models.

All models available with:

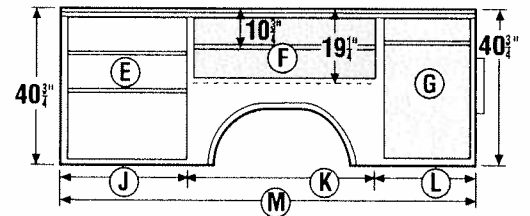
"A" or "B" compartment layout both sides. Combination "AB" with "A" layout on roadside and "B" layout on curbside.

"LP" denotes low profile model number.

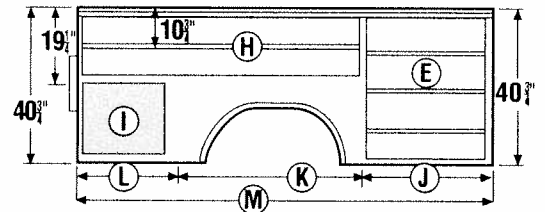
Bumpers are optional at additional cost (see page 6).

To order aluminum, add prefix "AL" to model number. Aluminum bodies are not recommended for off road use.

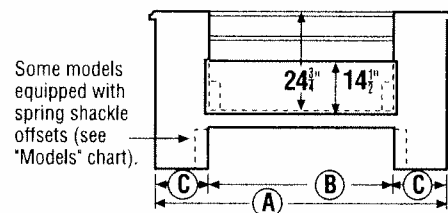
Standard Model - Dual Wheel



"A" Compartment Layout



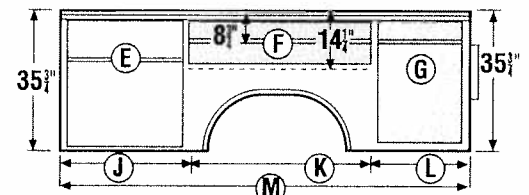
"B" Compartment Layout



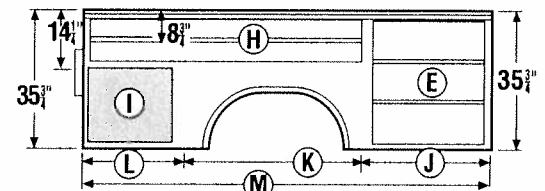
Some models equipped with spring shackle offsets (see "Models" chart).

Rear View

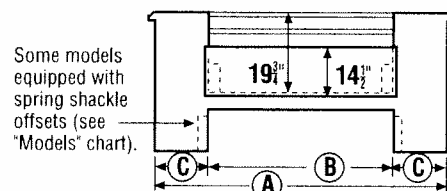
LP Model - Dual Wheel



"A" Compartment Layout



"B" Compartment Layout



Some models equipped with spring shackle offsets (see "Models" chart).

Rear View

Floor area 42" clear between wheel boxes.
NO WHEEL BOXES ON 98-DW OR 108-DW MODELS.